

STUDY ON DETERMINING THE MOMENTS REGRESSION RELATIONS AT DRILLING IN MINERAL COMPOSITE MATERIALS WITH 2% CONCENTRATION OF GLASS FIBER

A. Patrascu¹, C. Opran²

¹ University POLITEHNICA of Bucharest, Bucharest, Romania,
patrascu_vi_alexandru@yahoo.com, constantin.opran@ltpc.pub.ro

Abstract: Mineral composite with fiber reinforcements consist of two or more physically combined different natural solid minerals with fiber in order to create a new material whose properties are superior to those of the original material. Mineral composite materials raise several problems when they are machined. The key issues appear when the tool enters and exits from the drilled material. This article presents the obtained results and their evaluation for drilling in mineral composite materials with 2% concentration of glass fiber. The objective of this research is to obtain the dependence mathematical relation for cutting moments as a function of the cutting process parameters.

Keywords: drilling, mineral composite materials, moments, regression relations.

1. INTRODUCTION

When the mineral composite materials are machined the temperature increases and the material properties changes (changes are small or large) [1]. Therefore, the target is to obtain a balance [2], that don't affect the properties of the mineral composite material, between the drilling tool and the drilled composite material. The control of the process parameters is mandatory [3, 4] when mineral composite materials products are machined.

A lot of applications and products were created in the last years using mineral composite materials. Bridges represent the products in which mineral composite materials have the most applicability. The JecComposites [5], a worldwide composite material magazine, had presented many articles with the benefits of using mineral composite materials, like: the June 2012 number "China first all composite public bridge built" (the future development of bridge technology), the May 2012 number "Life Insu-Shell wins best of the best Life environments award" (for the contributions to - textile reinforced concrete - a new life cycle).

The study's on the drilling process of composite materials are made to prevent: delamination, fiber pullout, thermal damage and hole diameter error. A study of the dry high speed drilling process was performed by Sanjay Rawat [6] how presented a machinability maps approach, characterizing the drilling process of woven composites. Using genetic algorithms Ramon Quiza Sardinias studied the optimization of cutting parameters for drilling laminate composite materials [7].

Although, experimental investigation has been done for many composite materials [8, 9], because the large variety on the market, a pattern can't be given for the drilling process.

2. EXPERIMENTAL WORK

Experiment programming involves a careful study and well documented of the process studied. This paper uses two specialized software that allow us to choose an experimentation program and the determination of the regression model.

The two software are: REGS (use for the determination of experimental programs, polynomial regression relations, optimization of the relations and static errors) and DOE PRO XL (use for the determination of experimental programs, polynomial regression relations, optimization of the relations, plotting 2D and 3D, Pareto diagram etc.).

During the experiments we used the following equipment:

- the machine tool: drilling CNC machine FIRST MCV 300 with power $P = 11$ kW, continuous range of revolutions, continuous range of tool travels;
- the cutting tool: DIN 8039 ISO 5468, high-speed SDS, covered with tungsten type YG8 (equivalent ISO K20) and the diameters: $\varnothing 5$, $\varnothing 8$ and $\varnothing 12$, peak angle 160° , producer ALPEN/MAZKESTAG;
- the processed material: mineral composite material reinforced with 2% concentration glass fiber, concrete matrix B 250, glass fiber type E (OCVTM – P207);
- dynamometric structure: the drilling moments of the mineral composite material were captured with a Kistler dynamometric structure type-9257B.

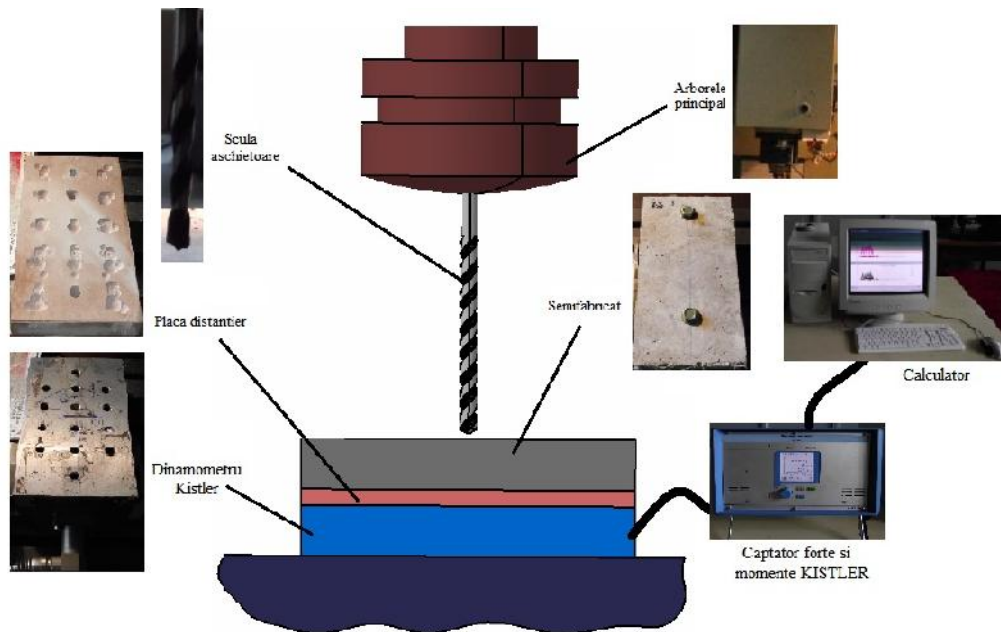


Figure 1: The schematic representation of the determination stand

The experiments were made in the composite laboratories from University Polytechnic of Bucharest faculty of Engineering and Management of Technological System Romania. The schematic representation of the determination stand can be observed in Figure 1.

3. EXPERIMENTAL RESULTS AND DATA PROCESSING

In order to have a good experimental program that we can rely on we have used three independent natural variable with three levels of variation: tool diameter D [mm], feed rate f [mm/rot] and drilling speed v_c [m/min], Table 1.

Table 1: Independent natural variable with three levels of variation

Natural variable	Cod	Codification level		
		-1	0	1
tool diameter D [mm]	X_1	5	8	12
feed rate f [mm/rot]	X_2	0,08	0,12	0,16
drilling speed v_c , [m/min]	X_3	9,424	16,86	30,159

For every software used we have created one experimental program. In Table 2 we have the experimental program (with three independent natural variable and three codification levels) for REGS and in Table 3 we have the experimental program (with three independent natural variable and two codification levels) for DOE PRO XL.

Table 2: REGS experimental program

nr. exp.	X_i		
	X_1	X_2	X_3
1	1	-1	-1
2	-1	1	-1

3	-1	-1	1
4	1	1	1
5	0	0	0
6	0	0	0

Table 3: DOE PRO XL experimental program

nr. exp.	X _i		
	X ₁	X ₂	X ₃
1	-1	-1	-1
2	-1	-1	1
3	-1	1	-1
4	-1	1	1
5	1	-1	-1
6	1	-1	1
7	1	1	-1
8	1	1	1

3.1. Experimental results obtained with REGS

The starting point equation used for REGS software in the analysis for the cutting moments at drilling in mineral composites materials with 2% concentration glass fiber, [10, 11]:

$$M_z = C_M \cdot D^{x_M} \cdot f^{y_M} \cdot v_c^{z_M}, \text{ in Nm} \quad (1)$$

where:

M_z – axial moment, in Nm;

D – tool diameter, in mm;

f - feed rate, in mm/rot;

v_c - drilling speed, in m/min;

In order to estimate the C_M constant and the x_M, y_M, z_M polytropic exponents the equation (1) has been linear zed by using the logarithm:

$$\lg C_M + x_M \lg D + y_M \lg f + z_M \lg v_c = \lg M_z \quad (2)$$

In the Table 4 we have the results obtained according the experimental program used for REGS:

Table 4: Experimental results REGS

Experimental program			Tool diameter: D, [mm]	Feed rate: f, [mm/rot]	Drilling speed: v_c , [m/min]	M_z [Nm]
D	f	v_c				
1	-1	-1	12	0.08	9.42	1,07
-1	1	-1	5	0.16	9.42	0,32
-1	-1	1	5	0.08	30.16	0,23
1	1	1	12	0.16	30.16	0,99
0	0	0	8	0.12	16.86	0,55
0	0	0	8	0.12	16.86	0,55

After the regression analysis of REGS software we have obtained the next regression relations at drilling in mineral composite materials with 2% concentration of glass fiber:

$$M_z = 0,05818 \cdot D^{1,5289} \cdot f^{0,1984} \cdot v_c^{-0,18}, \text{ in Nm} \quad (3)$$

3.2. Experimental results obtained with DOE PRO XL

The starting point equation used for DOE PRO XL software in the analysis for the cutting moments at drilling in mineral composites materials with 2% concentration glass fiber, [12]:

$$M_z = a_0 + a_1 D + a_2 f + a_3 v_c + a_{12} Df + a_{13} Dv_c + a_{23} fv_c + a_{123} Dfv_c, \text{ in Nm} \quad (4)$$

where:

M_z – axial moment, in Nm;

D – tool diameter, in mm;

f - feed rate, in mm/rot;

v_c - drilling speed, in m/min;

$a_0, a_1, a_2, a_3, a_{12}, a_{13}, a_{23}, a_{123}$ – polinomic exponents

In the Table 5 we have the results obtained according the experimental program used for DOE PRO XL:

Table 5: Experimental results DOE PRO XL

Experimental program			Tool diameter: D, [mm]	Feed rate: f, [mm/rot]	Drilling speed: v_c , [m/min]	M_z [Nm]
D	f	v_c				
-1	-1	-1	5	0.08	9.42	0.28
-1	-1	1	5	0.08	30.16	0.23
-1	1	-1	5	0.16	9.42	0.32
-1	1	1	5	0.16	30.16	0.26
1	-1	-1	12	0.08	9.42	1.07
1	-1	1	12	0.08	30.16	0.88
1	1	-1	12	0.16	9.42	1.23
1	1	1	12	0.16	30.16	1.01

After the regression analysis of DOE PRO XL software we have obtained the next regression relations at drilling in mineral composite materials with 2% concentration of glass fiber:

$$M_z = -0.259 + 0.103D - 0.595f + 0.002v_c + 0.230Df - 0.0008Dv_c + 0.0025fv_c - 0.0017Dfv_c, \text{ in Nm} \quad (5)$$

4. ANALYSIS OF THE RESULTS

Diagrams of the variation of the moment are shown in Figures 2 to 7, according the regression relations determined (3) and (5). These only apply to mineral composite materials with 2% concentration glass fiber.

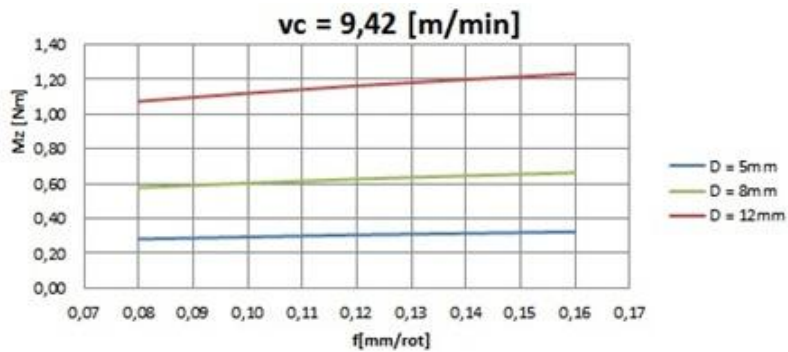


Figure 2: The variation of moment as a function of feed rate, for different tool diameter, (v_c =constant)

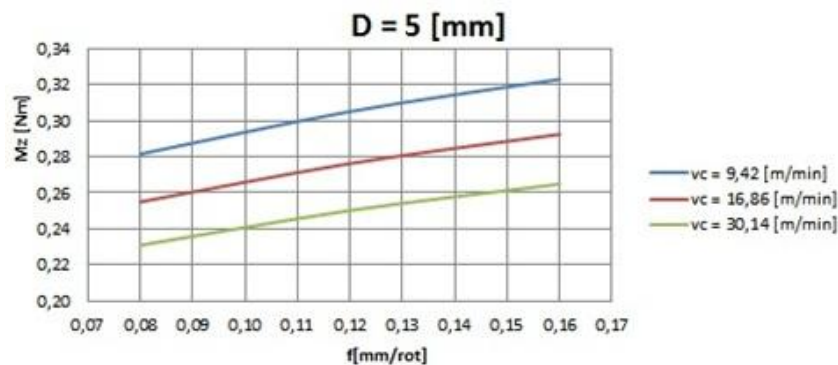


Figure 3: The variation of moment as a function of feed rate, for different drilling speed, (D=constant)

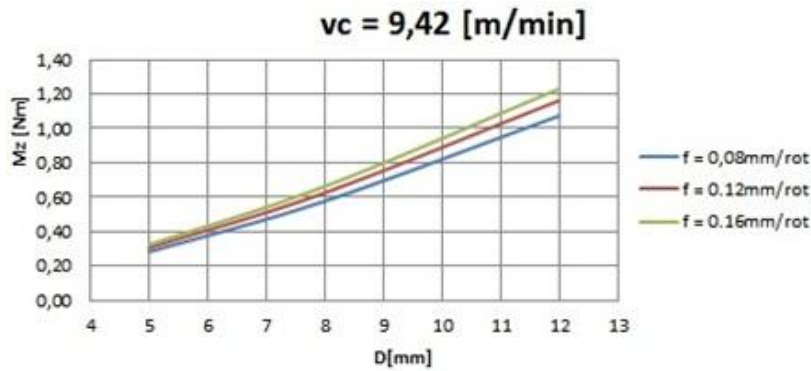


Figure 4: The variation of moment as a function of tool diameter, for different feed rate, ($v_c = \text{constant}$)

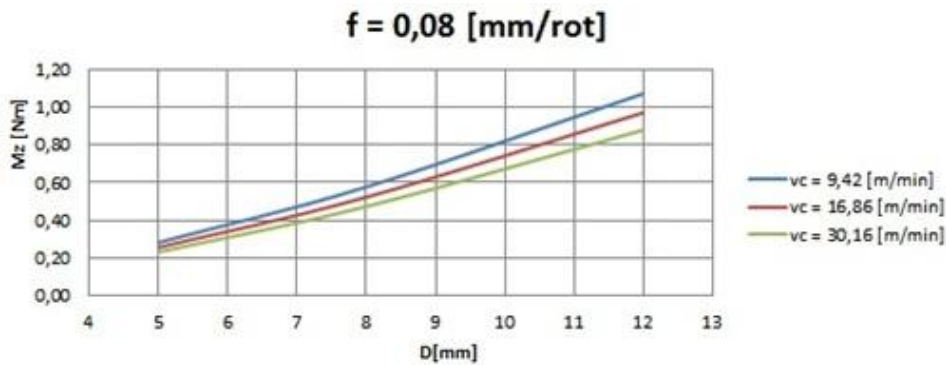


Figure 5: The variation of moment as a function of tool diameter, for different drilling speed, ($f = \text{constant}$)

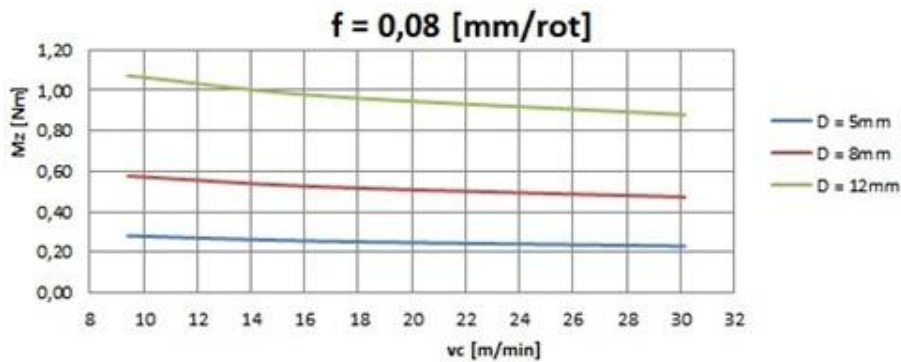


Figure 6: The variation of moment as a function of drilling speed, for different tool diameter, ($f = \text{constant}$)

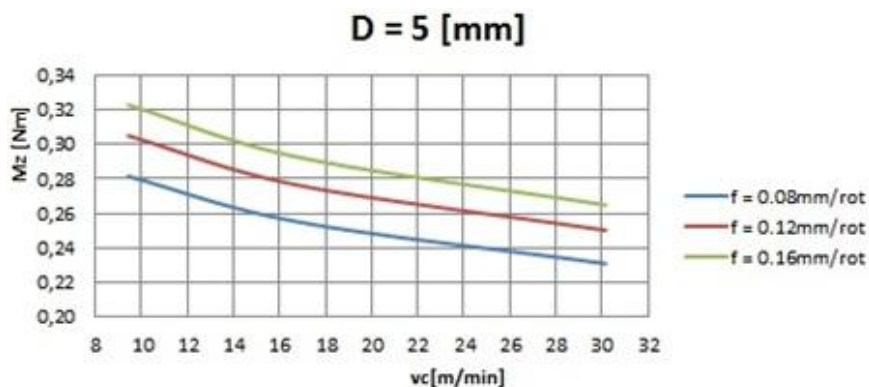


Figure 7: The variation of moment as a function of drilling speed, for different feed rate, ($D = \text{constant}$)

Analiassing the 2D figure of dependence, from Figure 2 to 7, between the drilling moment M_z [Nm] and a parameter of the drilling process the others remaining constant, for products made from mineral composite materials with 2% concentration glass fiber we can see:

- the drilling moment M_z [Nm] is increasing with the tool diameter and the feed rate;

- when the drilling speed is increasing the values recorded of the drilling moment M_z [Nm] are decreasing.

5. CONCLUSION

This paper presents a study on determining the moments regression relations at drilling in mineral composite materials with 2% concentration of glass fiber. Analyzing the results obtained we can see that:

- the drilling moment M_z [Nm] is increasing with the tool diameter and the feed rate;
- when the drilling speed is increasing the values recorded of the drilling moment M_z [Nm] are decreasing;
- all the parameter taken in consideration have semnificativ influence on the values registreted;
- the process parameters with biggest influence are de tool diameter, the feed rate and the drilling speed;
- the drilling moments values recorded are similar to the ones of other types of composite materials (biocomposite, with polimeric matrix etc.).

The results presented in this paper can be taken into consideration in the educational studies and in the theoretical technical research. Also, they can be implemented in the manufacturing activity of these materials.

ACKNOWLEDGEMENTS

The work has been funded by the Sectoral Operational Programme Human Resources Development 2007-2013 of the Romanian Ministry of Labour, Family and Social Protection through the Financial Agreement POSDRU/88/1.5/S/61178.

REFERENCES

- [1] Patrascu Alexandru, Opran Constantin, Gheorghe Tudor Vlad: Research regarding the influence of reinforcement elements to the vibration characteristics of the mineral composite products, 3rd International Conference – Advanced composite materials engineering, COMAT 27-29 October 2010, Braşov, Romania.
- [2] Bivolaru Catalina, Opran Constantin, Murar Diana: Milling of polymeric sandwich composite products, 22nd DAAM International, World Symposium, Uno City-Austria, Vienna, 2011.11.23\26, pp. 1295-1296.
- [3] Murar Diana, Opran Constantin, Bivolaru Catalina: Drilling of biocomposite polymeric products, Annals of DAAM for 2011 & Proceedings of 22nd International DAAM Symposium, Volume 22, No1, ISSN 1726-9679, DAAM International, Vienna, Austria.
- [4] Bivolaru Catalina, Opran Constantin, Murar Diana: Milling of polymeric sandwich composites products; 22nd DAAM INTERNATIONAL; World Symposium, Uno City-Austria, Vienna, 2011-11-23/26; pp.1295-1296.
- [5] JecComposite, <http://www.jecomposites.com/news>, accessed September 2012.
- [6] Sanjay Rawat, Helmi Attia: Characterization of the dry high speed drilling process of woven composites using Machinability Maps approach, Elsevier, CIRP Annals – Manufacturing Technology 58, 2009, pp. 105–108.
- [7] Ramon Quiza Sardinas, Pedro Reis, J. Paulo Davim: Multi-objective optimization of cutting parameters for drilling laminate composite materials by using genetic algorithms, Elsevier, Composites Science and Technology 66, 2006, pp. 3083–3088.
- [8] Constantin OPRAN: Research concerning polymeric laminate composite materials products under impact conditions; PROCEEDINGS CNC TECHNOLOGIES 2011; Fifth Edition; ISSN: 2068-2093; Politehnica Press; Bucharest; May 12-13; 2011; 5pag; pp.115-120.
- [9] TSAI S.W.: Strength & life of composites, Editor Aeronautics & Astronautics Stanford University, SUA, 2008.
- [10] Adriana DAMIAN, Ovidiu BLĂJINĂ, Aurelian VLASE: Determination of the dependence relation for the forces at drilling in composite materials with polymeric matrix and 24% concentration of glass fibers, U.P.B. Sci. Bull., Series D, Vol. 73, Iss. 2, 2011, ISSN 1454-2358;
- [11] Adriana DAMIAN, Ovidiu BLĂJINĂ, Aurelian VLASE: Determination of the dependence relation for the moments at widening a 36% glass fiber reinforced polymeric composite material, U.P.B. Sci. Bull., Series D, Vol. 73, Iss. 3, 2011, ISSN 1454-2358;
- [12] Murar Diana Anca: Cercetări privind prelucrabilitatea prin găurire a unor produse din materiale biocompozite polimerice, teză de doctorat conducător științific Prof. dr. ing. Aurelian VLASE; POLITEHNICA Bucuresti, 2010, România;